
EMPATHIC REFLECTION

DR. SHIN

Could taking the perspective of a student impact the way you interact with students and the way you teach?


STEP 1. WHAT DO YOU NOTICE ABOUT YOUR CLASSROOM SPACE?



STEP 2. WHAT DO YOU NOTICE ABOUT THE LEVEL OF MOVEMENT BY YOUR STUDENTS AND YOURSELF DURING THE VIDEO?



STEP 3. HOW DOES THE TONE AND VOLUME OF YOUR VOICE IMPACT STUDENT LEARNING?



STEP 4. WHAT IS THE LEVEL OF ENGAGEMENT BETWEEN YOU AND YOUR STUDENTS?




STEP 5. WHAT IS THE LEVEL OF ENGAGEMENT BETWEEN YOUR STUDENTS AND THE CURRICULUM?




EMPATHIC REFLECTION

STEP 6. IS THERE ANY MISALIGNMENT BETWEEN YOUR PERCEPTION OF STUDENT ENGAGEMENT AND YOUR EXPERIENCE THROUGH VRPT?




STEP 7. WHAT DO YOU NOTICE ABOUT THE PACE OF YOUR LESSON?



STEP 8. WHAT DO YOU NOTICE ABOUT THE WAY YOU PROVIDE FEEDBACK TO YOUR STUDENTS?



STEP 9. WHAT DO YOU NOTICE ABOUT THE WAY YOU PREPARE AND DELIVER THE LESSON TO YOUR STUDENTS?



NOTES:

QUESTIONS?

dbshin@email.wm.edu
