

10 Microquest : Celebrating the life of Charles Darwin

Time required: 2 lessons

Resource : http://www.aboutdarwin.com/timeline/time_01.html

HMS Beagle Voyage

Period 10: 1835 – 1836 -Tasmania

Big Question: To what extent did events in this period of the voyage impact on Darwin's life as a scientist?

Task: Prepare a newspaper article (400 word minimum)

- 1 In the first three paragraphs of your newspaper article summarise one of the events during this period of the voyage.
- 2 In the last paragraph, answer the Big Question - *To what extent did this event impact on Darwin's life as a scientist?* Note: this paragraph needs a suitable sub-heading.
- 3 Create a title for your newspaper article and include at least one relevant image.

Assessment:

Summary of the relevant event 10 marks

Response to the Big Question 5 marks







Presentation of the Newspaper article 5 marks

Microquest: **Celebrating the life of Charles Darwin action plan.**

Lesson 1	Lesson 2:
<ul style="list-style-type: none"> <input type="checkbox"/> Choose your topic <input type="checkbox"/> Go to the web site and look for “your area”. <input type="checkbox"/> Open a new Word document – save as “Microquest” in your Science folder. This document is to be used to keep all your information together and to prepare your drafts. <input type="checkbox"/> Cut and paste the relevant information about your event or question into this Word document. <input type="checkbox"/> Collect at least one image. <input type="checkbox"/> Under a sub- heading “Darwin’s life as a scientist”. <input type="checkbox"/> Why is he famous? <input type="checkbox"/> What were his significant ideas? <input type="checkbox"/> Information about Darwin’s life which relates specifically to your question <p>Note: You should have all your research information collected before next lesson.</p> <p>Homework: You should begin the draft of your response to the Big Question, think about headings, format of your article.</p>	<p><i>Newspaper article: These are</i></p> <ul style="list-style-type: none"> • <i>Factual</i> • <i>Objective</i> • <i>Succinct</i> • <i>Usually have one important thing (and often one sentence) per paragraph.</i> <ul style="list-style-type: none"> <input type="checkbox"/> Write the newspaper article of the relevant event in your own words. Dates are important, key facts should be included. <input type="checkbox"/> Respond to the big question. It must be clear in your response what the big question is. The subheading you use will be significant. <input type="checkbox"/> Presentation <input type="checkbox"/> Major heading <input type="checkbox"/> Sub heading for the big question <input type="checkbox"/> Spelling and grammar <input type="checkbox"/> Image. <input type="checkbox"/> Overall balance and creativity <ul style="list-style-type: none"> • Due date:

Microquest: **Celebrating the life of Charles Darwin action plan.**

Lesson 1	Lesson 2:
<ul style="list-style-type: none"> <input type="checkbox"/> Choose your topic <input type="checkbox"/> Go to the web site and look for “your area”. <input type="checkbox"/> Open a new Word document – save as “Microquest” in your Science folder. This document is to be used to keep all your information together and to prepare your drafts. <input type="checkbox"/> Cut and paste the relevant information about your event or question into this Word document. <input type="checkbox"/> Collect at least one image. <input type="checkbox"/> Under a sub- heading “Darwin’s life as a scientist”. <input type="checkbox"/> Why is he famous? <input type="checkbox"/> What were his significant ideas? <input type="checkbox"/> Information about Darwin’s life which relates specifically to your question <p>Note: You should have all your research information collected before next lesson.</p> <p>Homework: You should begin the draft of your response to the Big Question, think about headings, format of your article.</p>	<p><i>Newspaper article: These are</i></p> <ul style="list-style-type: none"> • <i>Factual</i> • <i>Objective</i> • <i>Succinct</i> • <i>Usually have one important thing (and often one sentence) per paragraph.</i> <ul style="list-style-type: none"> <input type="checkbox"/> Write the newspaper article of the relevant event in your own words. Dates are important, key facts should be included. <input type="checkbox"/> Respond to the big question. It must be clear in your response what the big question is. The subheading you use will be significant. <input type="checkbox"/> Presentation <input type="checkbox"/> Major heading <input type="checkbox"/> Sub heading for the big question <input type="checkbox"/> Spelling and grammar <input type="checkbox"/> Image. <input type="checkbox"/> Overall balance and creativity <ul style="list-style-type: none"> • Due date:

<p><u>Assessment</u></p>	<p>Common Gases</p> <p>Due date:</p>
 <p>define</p>	<ul style="list-style-type: none"> Investigate two of the common gases: carbon dioxide, hydrogen and oxygen. Research the chemist responsible for identifying/discovering one of these common gases.
 <p>locate</p>	<ul style="list-style-type: none"> Your text book is an excellent resource You must use at least 4 sources of information (2 print and 2 non-print). Citation machine http://citationmachine.net/
 <p>select</p>	<ul style="list-style-type: none"> <input type="checkbox"/> Choose two of these gases: carbon dioxide, hydrogen, oxygen. <input type="checkbox"/> Complete the compare and contrast writing frame. <input type="checkbox"/> Select 2 images which illustrate either a property of each gas or a use for each gas <input type="checkbox"/> Who discovered or isolated one of the gases you have chosen? Write a short paragraph about this chemist. You should include relevant dates, where he lived, where he worked and other information which interested you.
 <p>organise</p>	<ul style="list-style-type: none"> <input type="checkbox"/> Use this table to collate your initial information on the two gases <input type="checkbox"/> Complete this compare and contrast writing frame <input type="checkbox"/> Use this table to collate the information about your famous chemist. <input type="checkbox"/> <u>Bibliography</u>- use the citation machine and select the APA reference system
 <p>create</p>	<p>Create an A4 poster which includes:</p> <ul style="list-style-type: none"> <input type="checkbox"/> The compare and contrast writing <input type="checkbox"/> A paragraph on the famous chemist <input type="checkbox"/> 2 images <input type="checkbox"/> A major heading <input type="checkbox"/> At least one sub heading <input type="checkbox"/> bibliography
 <p>evaluate</p>	<p>Submit:</p> <ul style="list-style-type: none"> <input type="checkbox"/> The document used to organize the information <input type="checkbox"/> An A4 poster

activities	conclusion	equipment
biological	investigate	laboratory
cause	sequence	chemical
chemistry	precipitate	prediction
process	produced	experiment

COMPARE AND CONTRAST

Writing Frame

<p><i>Start with how things are the same or similar.</i></p>	<p>The _____ and the _____ are the same because they both _____.</p>
<p><i>Add more details as needed.</i></p>	<p>In addition, they both _____.</p>
<p><i>Explain how they are different. You can compare the same property or characteristic in the same sentence. Use "and", "but", or "whereas" to set up the contrast.</i></p>	<p>They are different because the _____, but the _____ does not.</p>
<p><i>Add more detail as needed.</i></p>	<p>Also, the _____, whereas the _____.</p>