

Face the Facts, Laptops are Here to Stay

Integration Across the Curriculum with Notebook Computers

Helmi Bromley helmi.bromley@fcdsmail.org

Nancy Stevens nancy.stevens@fcdsmail.org

Fairfield Country Day School

Fairfield, Connecticut USA

<http://www.fairfieldcountryday.org>



Fairfield Country Day School

**Kindergarten – 9th Grade
Microsoft Laptop School Since 1996
Laptops Grades 6-9**

5th Grade Laptop Program started 2008

- Facilitate a smooth transition into grades six through nine laptop program
- Familiarize boys with the different programs used at FCDS
- Work out the “Toy vs. Tool”, let them explore
- Demonstrate laptops effectiveness in a classroom setting
- Demonstrate the value of using laptops to improve their performance, problem solving skills, and tap their creativity

Start –Up Problems & Helpful Hints

Time, time, time!

- Cuts into instruction
- Putting out fires constantly (user errors)
- Chance that one might not be working

Helpful Hints

- The boys always use the same laptop, helps with log-in time and responsibility.
- Make sure when locked up they are charging
- Do not let the boys set personalized settings
- Everyone has the same password



Programs

- Microsoft Word
- OneNote
- Inspiration
- Power Point
- Google Docs
- Google Earth
- Microsoft Education Packet
- Micro Worlds
- Photo Story



Microsoft Word

- Word Processor
- Create Professional looking documents
- Templates are underused:
 - Flash cards
 - Bingo to practice vocabulary words
 - Brochures – 2 fold
 - Bookmarks
 - Newspaper
 - Daily Journal
 - Outlines

Microsoft Template Flash Cards

Cut & Fold

Cicero	<p>A philosopher and gifted orator , or public speaker</p> <p>Cicero was a Roman orator.</p> <p>A. F.</p> <p>B.</p>
Pompey	<p>A very important Roman general who made an alliance with Julius Caesar</p> <p>Pompey was Roman general.</p> <p>A. F.</p>
Julius Caesar	<p>Ruined the Republic and made himself dictator of Rome</p> <p>He is Julius Caesar.</p> <p>A. F.</p> <p>B.</p>
Pax Romana	<p>Roman piece</p> <p>The Pax Romana lasted 200 years.</p> <p>A. F.</p>

Marc Antony	<p>Caesar's former assistant</p> <p>Marc Antony was Roman.</p> <p>A. F.</p>
Augustus	<p>Caesar's adopted son, first emperor of Rome</p> <p>August was an emperor.</p> <p>A. F.</p>
aqueduct	<p>Raised channel used to carry water from mountains into cities</p> <p>We used aqueducts.</p> <p>A. F.</p>
Romance Languages	<p>Italian, French, Spanish, Portuguese, and Romanian</p> <p>She spoke Romance languages.</p> <p>A. F.</p>

Vocabulary Bingo

HISTORY CHAPTER 11 BINGO

Cicero	Julius Caesar	Messiah	Resurrection	Diocletian
Paul of Tarsus	Constantine	Attila	aqueduct	cement
Marc Antony	Apostles	BINGO	Theodora	Pax Romana
Romance languages	Pompey	Jesus of Nazareth	Augustus	Justinian
Civil law	crucifixion	corruption	Christianity	Byzantine Empire

Julius Caesar	Jesus of Nazareth	Pompey	corruption	crucifixion
Christianity	cement	Constantine	Civil law	Apostles
Diocletian	Marc Antony	BINGO	Cicero	Justinian
Augustus	Theodora	Messiah	Byzantine Empire	Pax Romana
Paul of Tarsus	Aqueduct	Resurrection	Romance Languages	Attila

Brochure 2 Fold



**ROME -CENTER OF THE
MEDITERRANEAN SEA**



Three day tour of Corsica. Enjoy the Mediterranean Sea, the warm breezes and the quiet of the Pax Romana. Having not been invaded for many years, Corsica is the most popular travel destination in all of Italy.

Augustus Travel

I Apian Way
Rome
Italy

Your world
tour planning
experts

Augustus Pompey
Brutus Caesar
Octavian Antony

Rome

Augustus Travel

I Apian Way
Rome
Italy

Send a servant and we will plan
your next trip!

Your world tour
planning experts

Augustus Pompey
Brutus Caesar
Octavian Antony





FOLLOW IN HANNIBAL'S FOOTSTEPS ACROSS THE ALPS

Begin at Saguntum, where it all started. Travel through the Alps fighting barbarians along the way. Experience near starvation and thirst. Ride an elephant. Have something to write home about. See the countryside of Rome as you wander aimlessly around killing livestock and burning fields. Face across the Mediterranean. See the battle of Zama. Watch the defeat of the Carthaginians in living color.

This is an experience you will never forget.

GLADIATOR FIGHTS

See Spartacus in all his glory, battling the famous twin Macedonian brutes, Phillip and Alexander. Names sound familiar? Said to be descendants of the famous King Phillip and Alexander the Great.

They come well prepared with their lethal Macedonian pikes ready to skewer Spartacus and let the Romans know that they are the best fighters in the world.

But wait, Spartacus is Greek, is there a conspiracy afoot? Don't hear about it, come witness in person.

Tuesday, 12 noon at the Colosseum.



POMPEII OPENS NEW BATHS

Soak in the warm baths at Pompeii. Artisans have been working for ten years creating mosaics for you to enjoy while you rejuvenate in the healing waters. The open roof gives you an excellent mountain view. See Mount Vesuvius in all its splendor.



Mount
Vesuvius

Bookmarks

My
Favorite
book is:
***The
Phantom
Tollbooth***
By
Norton
Justen



My
favorite
book is:
***The
Phantom
Tollbooth***
By
Norton
Justen



My
favorite
book is:
***The
Phantom
Tollbooth***
By
Norton
Justen



My
favorite
book is:
***The
Phantom
Tollbooth***
By
Norton
Justen



My
favorite
book is:
***The
Phantom
Tollbooth***
By
Norton
Justen



Newspaper Template with Instructions

NEWSPAPER

Continuing Articles across Pages

Type your subheading here

Your By-line
 Your Company Name

This document was created using linked text boxes, which allow articles to flow continuously across pages. For example, this article continues on page two, while the one to the right continues on page three. When you delete lines of words from a text box, the words in the next text box move backward. You can link several text boxes in an article, and you can have multiple articles in a document. The links do not have to occur in a forward direction.

Inserting Linked Text Boxes

To insert linked text boxes in a document, click Text Box on the Insert menu. Click and drag in your document where you want to insert the first text box, and insert additional text boxes where you want the text to flow.

Instructions for Using This Template


Type your subheading here

Your By-line
 Your Company Name

To keep these instructions, choose Print from the File menu. Press Enter to print the template. Replace the sample text with your own text to create your newsletter.

Using Styles in This Template

To change the Style of any paragraph, select the text by positioning your cursor anywhere in the paragraph. Select a Style from the dropdown Style list at the top left of your screen. Press Enter to accept your choice.



See Page 4 to learn how to edit or replace the picture.

The styles available in this template allow you to change the look of your headlines and other text. The following is a list of some common styles and their uses.

Body Text - Use this style for the regular text of an article.

Byline - Use this style for the name of the author of an article.

NEWSPAPER PAGE 2

INSIDE THIS ISSUE

1	Continuing Articles across Pages
1	Instructions for Using this Template
4	Inserting and Editing Pictures

NEWSPAPER PAGE 2

Newsletter 1

NEWSPAPER PAGE 1

To select the first text box, move the pointer over the border of the text box until the pointer becomes a four-headed arrow and then click the border. Click the right mouse button, click Create Text Box Link and then click in the text box where you want the text to flow. Repeat these steps to create links to additional text boxes.

In the first text box, type text that you want. As the text box fills, the text will flow into the other text boxes that you've linked. To let the reader know that an article will continue on another page, insert a small text box under the text box, choose the Jump To style, and then type the words "Continued on Page." Click Cross-reference on the Insert menu. Choose Heading from the Reference type dropdown list, and Page Number from the Insert Reference To. Select the name of the follow-up heading from the For Which Heading list box and then click Insert.

Formatting Text Boxes

You can change the look of linked text boxes by using color, shading, borders, and other formatting. Select the text box you want to format and then double click its border to open the Format Text Box dialog box. If you want to change the color or borders on a text box, choose the Colors and Lines tab. To change the size, scale, or rotation, click the Size tab. To change the position of the text box on the page, click the Position Tab. If you have other text surrounding the text box, and want to change the way the text wraps around it, click the Wrapping tab. If you want to format all the text boxes in an article, you must format them individually - the formatting on one text box will not apply to the others in the sequence.

Using Linked Text for Parallel Articles

You can use linked text boxes to flow text in parallel columns from page to page. This method gives different results than using the Column command on the Format menu, which causes text in column 1 to flow or "snake" to column 2 on the same page. By using linked text boxes, you can instead have text from column 1 flow to column 1 on the next page. The text beside it in column 2 can flow to column 2 on the next page, parallel to column 1. This technique is useful if you need to group two similar articles, for instance, an

article translated in English on the left and the same article translated in French on the right.

To flow text in parallel, display paragraph marks in your document. Click at the top of the page where you want the side-by-side columns to start, and press Enter twice. Click in the first paragraph mark on the page. On the Insert menu, click Text Box and drag on the page where you want the first column. Click Text Box again and then click and drag where you want the second column. Click in the last paragraph mark on the page, and press Ctrl + Enter to create a page break.

Repeat the process for each page that will contain side-by-side columns in your document and then return to the first text box you created. Click the text box on the left once to select it. Click your right mouse button and then click Create Text Box Link. The pointer becomes a pitcher. Click the text box on the left side of the second page to create a link. Create links for all text boxes within the same article on the left side of the document. Repeat the process for every text box in the right chain or article.

Pressing Enter twice at the top of each page will create an extra empty paragraph. This blank paragraph is useful if you want to insert text or graphics outside of the text boxes. You can delete the extra blank paragraph if you don't need it.

Copying linked text boxes

You can copy an article or a chain of text boxes that are linked together, to another document or to another location in the same document. To copy linked text boxes and the text they contain, you must copy all the linked text boxes in an article. Select the first text box in an article. Hold down Shift, and click each additional text box you want to copy. On the Edit menu, click Copy. Click where you want to copy the text boxes and then click Paste.

To copy some of the text from an article, select the text you want to copy from the article and then copy it. Do not select the text box. You can paste text you've copied directly into your document, into another location within the same article, or into another article.

Newspaper

Zeus's Gazette

Volume XI, Issue V

Weather: Sunny with light showers in the evening.

482 BC



Sparta Declares War on Athens

by Brandon R.

Today Spartan generals have declared war on Athens. Athens has been trying to build an empire for months. The Peloponnesian League has vowed to stop Athens' constant growth.

As you read this Spartan soldiers have surrounded Athens's giant walls. Athens refuses to come out and fight. They have sent their massive navy to attack Spartan soil. No one is sure how long this will last, but Greece is becoming weaker every day. Read tomorrow's paper for more on this very unfortunate story.



2	Calydonian Boar Hunt
2	Advice Column
2	Odysseus and Circe
4	Olympic Winners
4	Wanted Ads

Thera Erupts

by Charles B.

It's a quiet, peaceful morning. The Minoan market is bustling with activity. Traders are trading wood, olive oil, and pottery for copper, silver, gold, and jewels. The Minoans, being some of the best ship builders, were building ships and sailing on the calm open sea. The King was just saying how peaceful the island was when "BOOM!"

There had erupted and there was a wall of water going two hundred miles per hour towards the island. Then a cloud of ash appears on the horizon. Everyone is screaming! It's mass chaos! The wave hits and the ash starts floating down. Millions of people and crops are buried and die. Whole cities vanish beneath the ash! Is this the end of the Minoan civilization?



Corn Stock Market: The Corn Stock Market was going up, but now it's plunging deeper and deeper into the Aegean Sea. Are we heading into a crisis?
by Mayas K.



Calydonian Boar Hunt

by Charles B.

Five days ago in Calydon, Meleion and Atalanta went on a hunt with other Greek heroes. They were hunting the Calydonian Boar which was sent by an insulted Artemis. The boar was uprooting crops, killing horses, cattle, goats, and people.

The King of Calydon sent them on the hunt. They found the lair of the boar and lured it out. The boar killed two heroes with his hooves and one he gutted with his tusks. Then Atalanta shot him with an arrow that went into the soft spot on the boar's shoulder and another into his eye. Then Meleion jumped in and killed it. Meleion gave the hide to Atalanta and killed his uncles for taunting him. They went back to the castle.

Odysseus and Circe

by Theo A.

On Odysseus's way home from the Trojan War, with Poseidon still mad at him, he lands on an island in the Aegean Sea. This time he is confronted by the goddess Circe.

His men are turned into pigs by Circe. Hermes gives Odysseus a magical flower which makes him immune to Circe's magic. Circe agrees to turn his men back to men after he threatens her. Circe warns Odysseus of dangers he will face and Odysseus heads homeward.



ADS

Bow and Arrows: Made of wood from Sicily. Very durable. 10 drachmas
Turquoise Strudded Shield: 60 drachmas
1 Cow: She comes from good stock. 1 drachmas

Wanted: The GOLDEN FLEECE, will pay 2,000 drachmas.

Literary News:

Coming Soon!

Homer's two epic poems are coming to your city-states library.

Advice Column

Dear Leonidas,

I want to be as strong as the other soldiers, but I am too short and too fat. What would you suggest? After all, you are the strongest king in all of Greece.

- Kiles of Athens

Dear Kilon,

I suggest you do thing the Spartan way. Do more exercises like running, jumping, and swimming. Also get rid of all your luxuries. These things make you weak. Best of luck!

-Leonidas, King of Sparta

-edited by Brandon R.





Journal

a fifth Grade story

by

william Duffy



March 31, 2009

WE HAVE PHOTO SHOTS TODAY FOR A FUN RAISER FOR SOMETHING. I CAN NOT WAIT FOR BASEBALL SEASON TO START I HOPE THE RED SOX GO ALL THE WAY. THIS YEAR THE BRUINS MAY WIN THE STANLEY CUP. ALSO I AM MOST LIKELY TO MAKE THE MAJORS. WHICH I AM HAPPY ABOUT.

APRIL 7, 2009

TODAY WE ARE FINDING OUT ARE BASEBALL TEAMS. ALSO I HAVE BEEN TAKING TO MY DAD ABOUT TRAVEL HOCKEY AND HOCKEY CAMP.



LOTS OF MY FRIENDS



ARE ALSO

DOING IT



THIS IS MY LIFE.

AS YOU



CAN SEE MY LIFE IS TOUGH VERY TOUGH. I
WO YEARS FROM NOW STUFF WILL BE BETTER LIKE
THIS PICTURE. BUT HOPEFULLY I CAN HANG THERE



THIS CRUMPY TIME. I
WONDER IF MY DAD IS THINKING OF AGREEING
WITH HOCKEY. I WISH THIS SCHOOL WOULD HAVE
BREAKS THE SAME TIME AS THE PUBLIC SCHOOLS.
NOS. HIS YEAR I REALLY WANT A DOG. THERE
ARE 7 DAYS LEFT OF SCHOOL.



Journal

*Life in the fifth grade
2009*

By Brandon Rakowski



Tuesday, March 03, 2009

My name is Jason Collinsworth and I am a 2nd grader. 2nd grade STINKS! All we do is read and learn some type of illegible writing called cursive. I want to be a ninth grader. They get delectable food and delicious hot cocoa from the salad bar. Everyone listens to them and they get to do WHATEVER they want. If only I could be one, just for a day. Well I better get to bed now good night. AAAAAH!!! I think I'm going to die, I'm easily 7 feet tall and I have bumps on my face. I better not tell my mom though, she'll freak out. I jump out of the window and run to school. When I get there I go to my classroom and the teacher says, "Jason how nice of you to stop by, I'm sure you're off to Latin." Latin! What's Latin, must be some boring spelling class. I go to what they call a Latin room and start the class. In the classroom are all my friends except they're much bigger and sound different. I ask one of my friends named Michael what was going on. He said, "What do you mean, we're in 9th grade Latin." Then I realized my wish had come true. I get to have fun all day. Well I'll talk to you later. HELP ME! 9th grade is impossible. Even the salad bar wasn't that good. In fact it was the same food as we usually eat. Hopefully this curse will go away in the morning, good night. Thankfully I'm in 2nd grade again and I learned my lesson. Even though it seems like its awesome the work is made by the devil himself.

Basic Outline

Persian Wars
Greece vs. Persia
490 C. – 479 B.C.

I. The Persians Fight Greece

- A. Greek cities in Asia Minor rebel against Persian rule
 - 1. Athens sent soldiers to help
 - 2. Persia puts down the revolt
- B. Although Persia was victorious, Darius swears revenge on Athens for helping their fellow Greeks

II. 490 B.C. Battle of Marathon – First Invasion

- C. Darius sails to the plain of Marathon
 - 1. This attack began what is called the Persian Wars
 - 2. Athens decides to confront the Persians at Marathon
 - a. Persia has 15,000 troops
 - b. Athens with some Plateaens has 11,000 troops
- D. Athens chases the Persians back to their ships
- E. Greeks win
 - 1. Better battle strategies
 - 2. Better weapons

III. 480 B.C. Battle of Thermopylae – 2nd Invasion

- A. Xerxes I prepares for battle
 - 1. Takes him ten years to prepare to avenge his father's loss in Greece
 - 2. Takes the Persian Army and Navy to attack
- B. Greeks Prepare
 - 1. Sparta joins Athens
 - 2. King Leonades brings 1,400 soldiers

C. The Battle

- 1. For 3 days the Sparta and a few other Greek forces hold off the Persians from gaining access through the narrow mountain pass of Thermopylae, the gateway to the cities of Greece
- 2. A Greek traitor lead the Persian forces through another pass so they could attack the Spartans from behind
- 3. Sparta and their allies fought to their death so the rest of the Greek army could escape.
- D. Persia wins the Battle of Thermopylae and attacks and burns Athens

III. 480 B.C. Battle of Salamis

- A. Naval battle a few days after Thermopylae
- B. Greek fleet meets the Persian fleet
 - 1. Greeks have small boats
 - 2. Persians have large ships
- C. Greeks lure Persia into the narrow strait off of Salamis
 - 1. Persian could steer in the narrow strait
 - 2. Smaller Greek boats surrounded the Persian ships and sank many
- D. Rest of the Persian fleet went home

IV. 479 B.C. Battle of Plataea

- A. Greek forced unite
- B. Defeat the Persians and the Persian left Greece for good



One Note

- Demonstration
- Diagramming
- Graphing

Diagramming



Work Note... Project B Rese... Travel Planning Miscel... New S...

Alexander F.

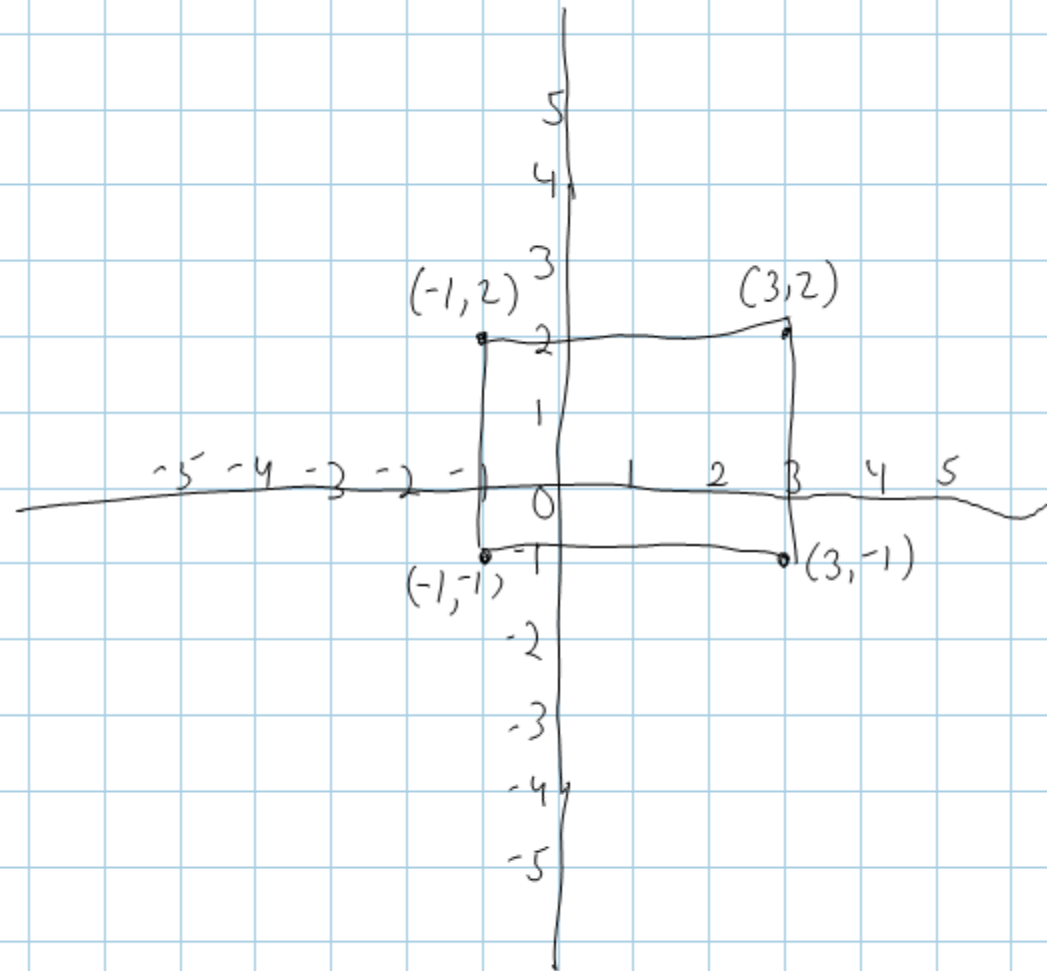
1. Mr. Jones | is | policeman
2. girl | read | book
3. Lady | was | professor
4. Students | are | actors
5. Children | ran | home

Graphing



Graphing

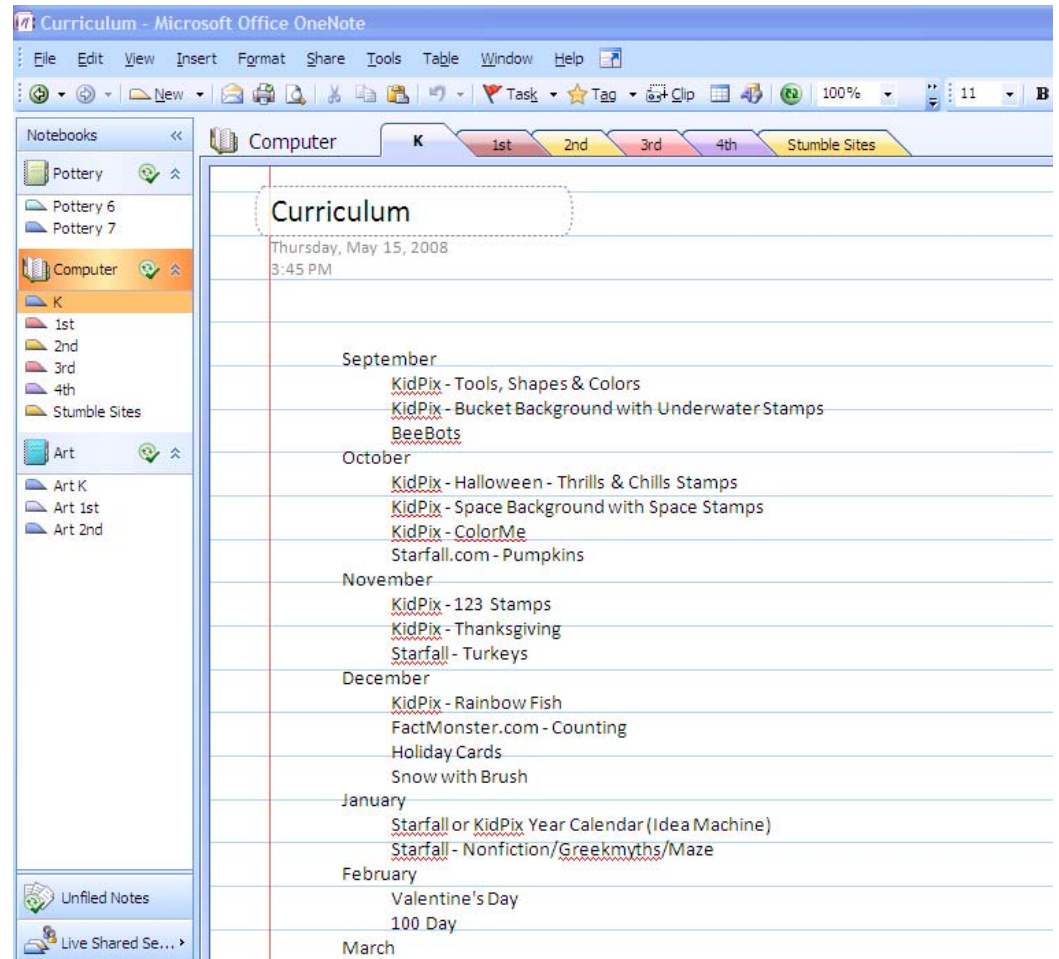
11:38 AM



Graph $(-1, 2)$ $(3, 2)$ $(-1, -1)$ $(3, -1)$

One Note

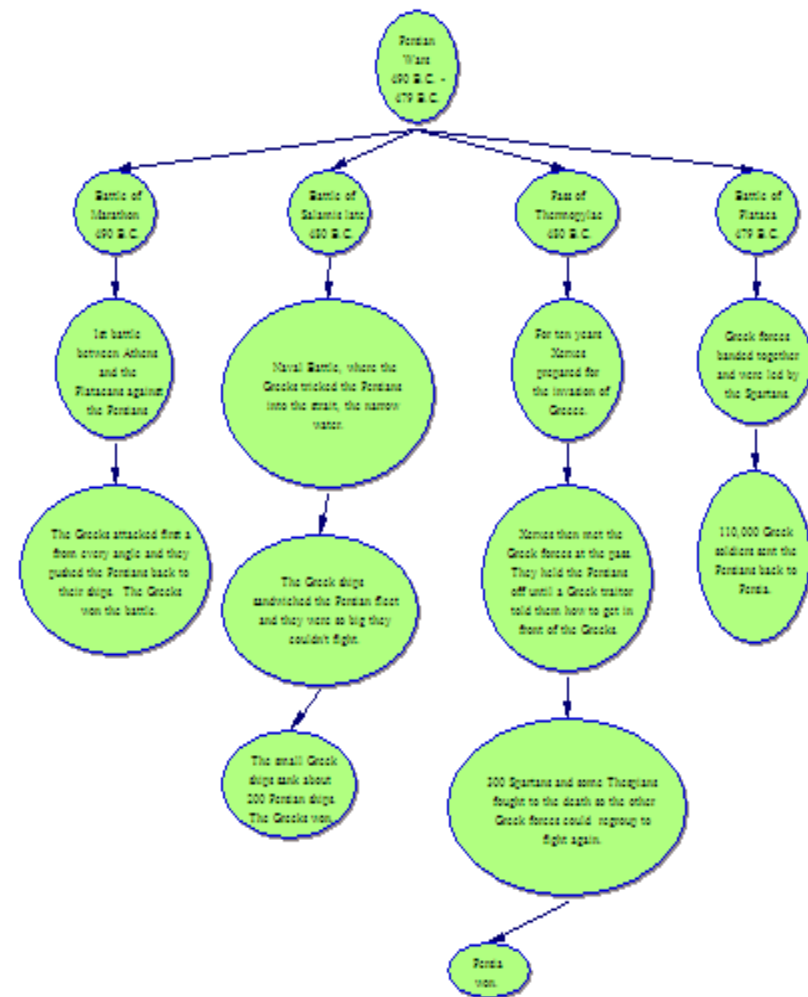
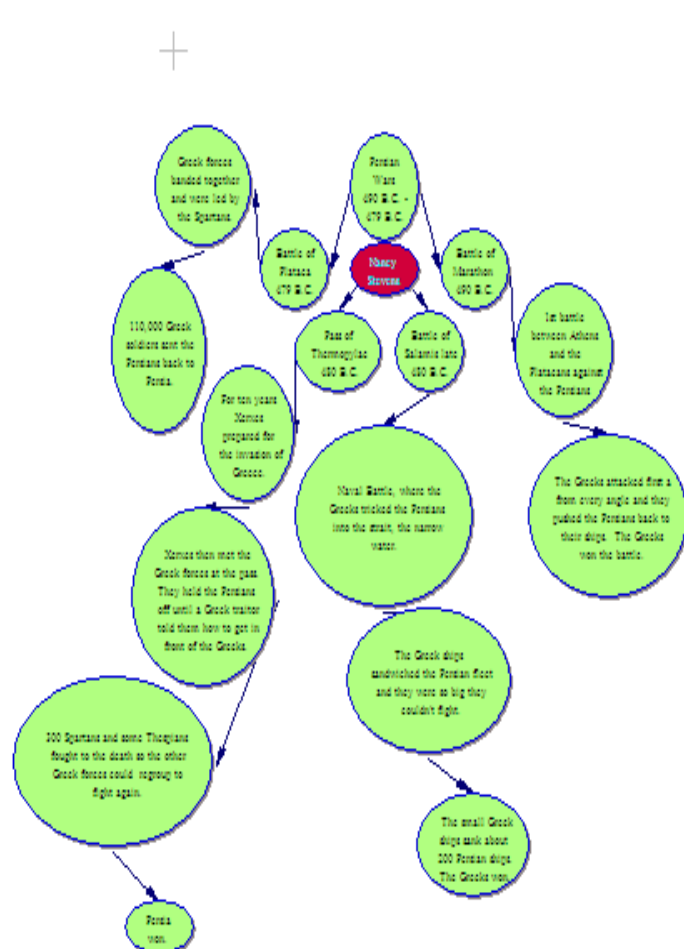
- Electronic version of three-ring binder
- Gather "pages" from other applications
- Pages can be moved inside the binder, annotated with a stylus, word-processing or drawing tools
- Multimedia recordings and web links
- Allows more than one person to work on the **same page** at the **same time** - making it a shared whiteboard tool as well.



Inspiration

- Create graphic organizers
- Organize information into a coherent structure
- Integrate information and show the relationship between concepts and elements
- Visual learning
- Activate the right brain
- A vehicle for teaching thinking skills
- Note taking
- Brainstorming

Cluster Facts: From Original to Organized



Click Outline & Move from Graphic Organizer

Persian Wars

490 B.C. - 479 B.C.

I. Battle of Marathon

490 B.C.

A. 1st battle between Athens and the Plataeans against the Persians

1. The Greeks attacked first from every angle and they pushed the Persians back to their ships. The Greeks won the battle.

II. Battle of Salamis late 480 B.C.

A. Naval Battle, where the Greeks tricked the Persians into the strait, the narrow water.

1. The Greek ships sandwiched the Persian fleet and they were so big they couldn't fight.
 - a. The small Greek ships sank about 200 Persian ships. The Greeks won.

III. Pass of

Thermopylae

480 B.C.

A. For ten years Xerxes prepared for the invasion of Greece.

1. Xerxes then met the Greek forces at the pass. They held the Persians off until a Greek traitor told them how to get in front of the Greeks.
 - a. 300 Spartans and some Thespians fought to the death so the other Greek forces could regroup to fight again.

(1) Persia

won.

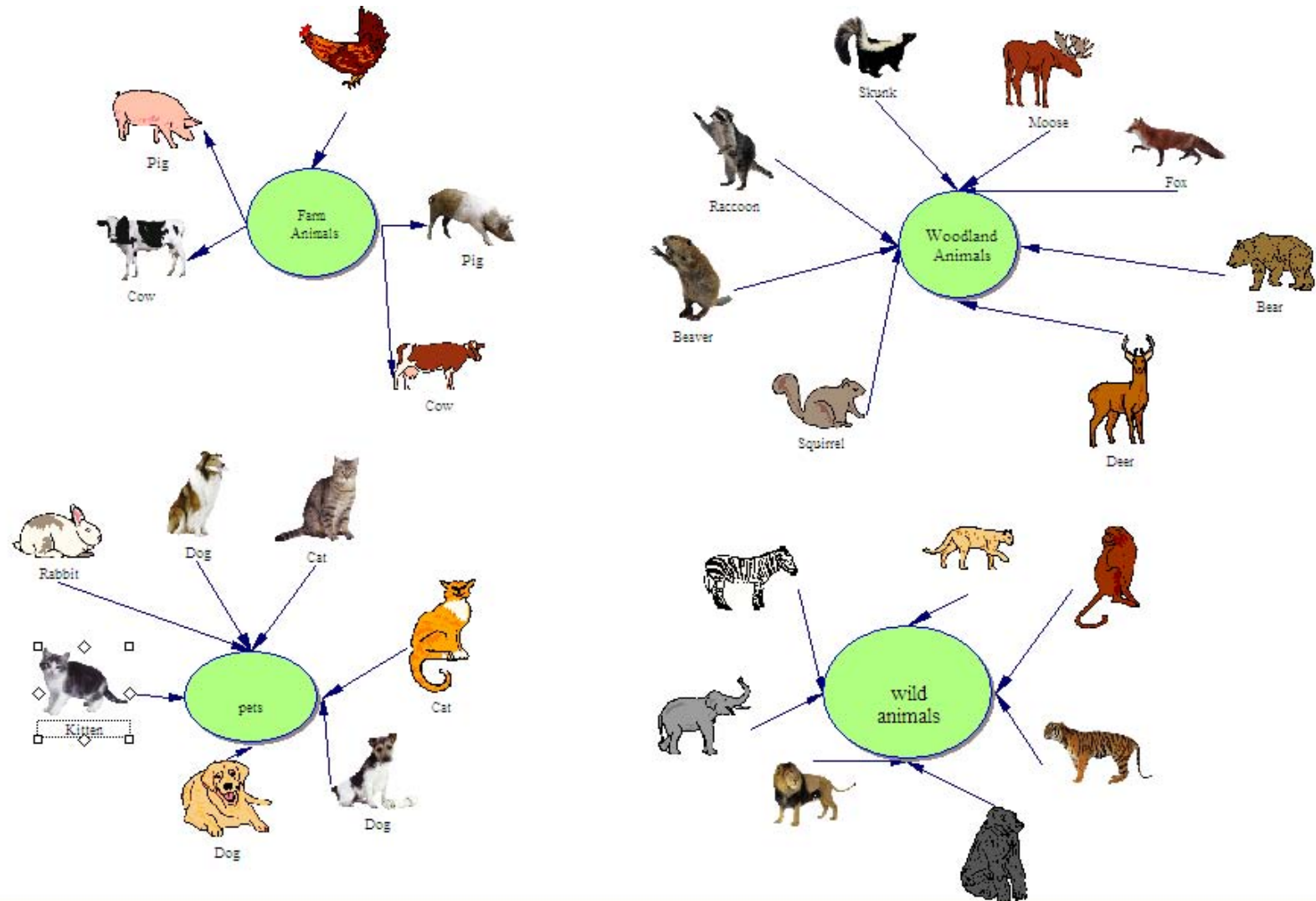
IV. Battle of Plataea

479 B.C.

A. Greek forces banded together and were led by the Spartans.

1. 110,000 Greek soldiers sent the Persians back to Persia.

Categories: Using Animal Libraries



□ Harrison Paige

Thinking Like a Scientist

Inspiration, One Note, and Word Notes from One Note

5 skills sci use to learn about world

1 observing — using 1 or more senses to gather info.

2 types

A. Qualitative

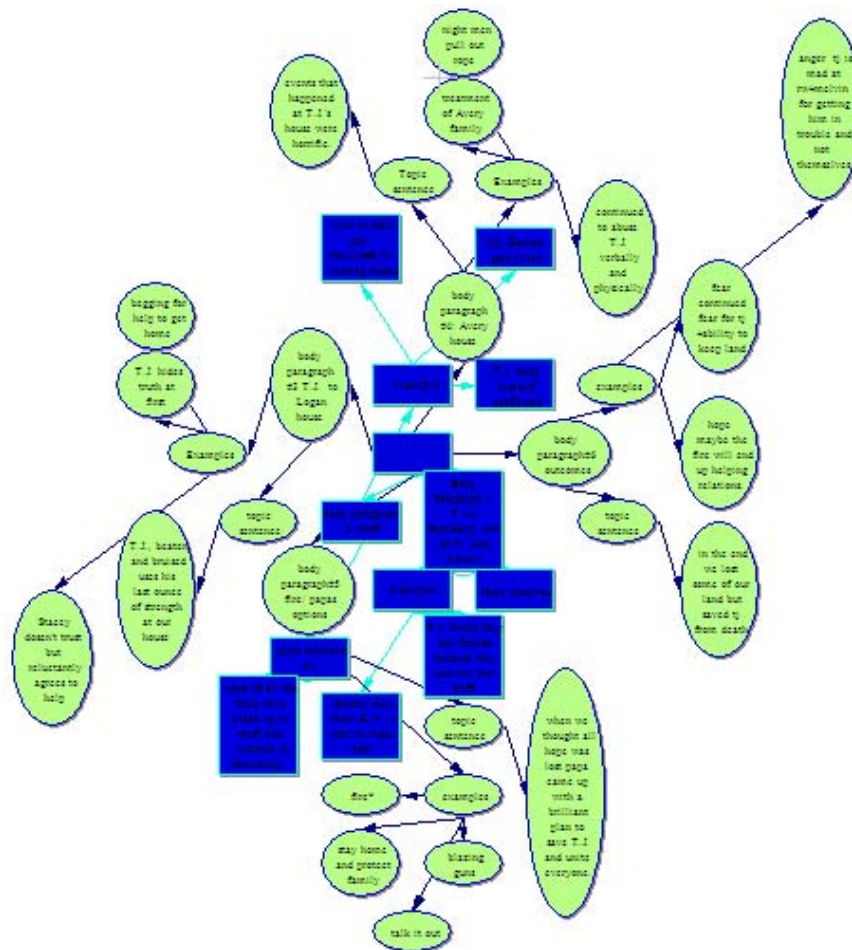

— descriptions that cannot be expressed as numbers

B. Quantitative

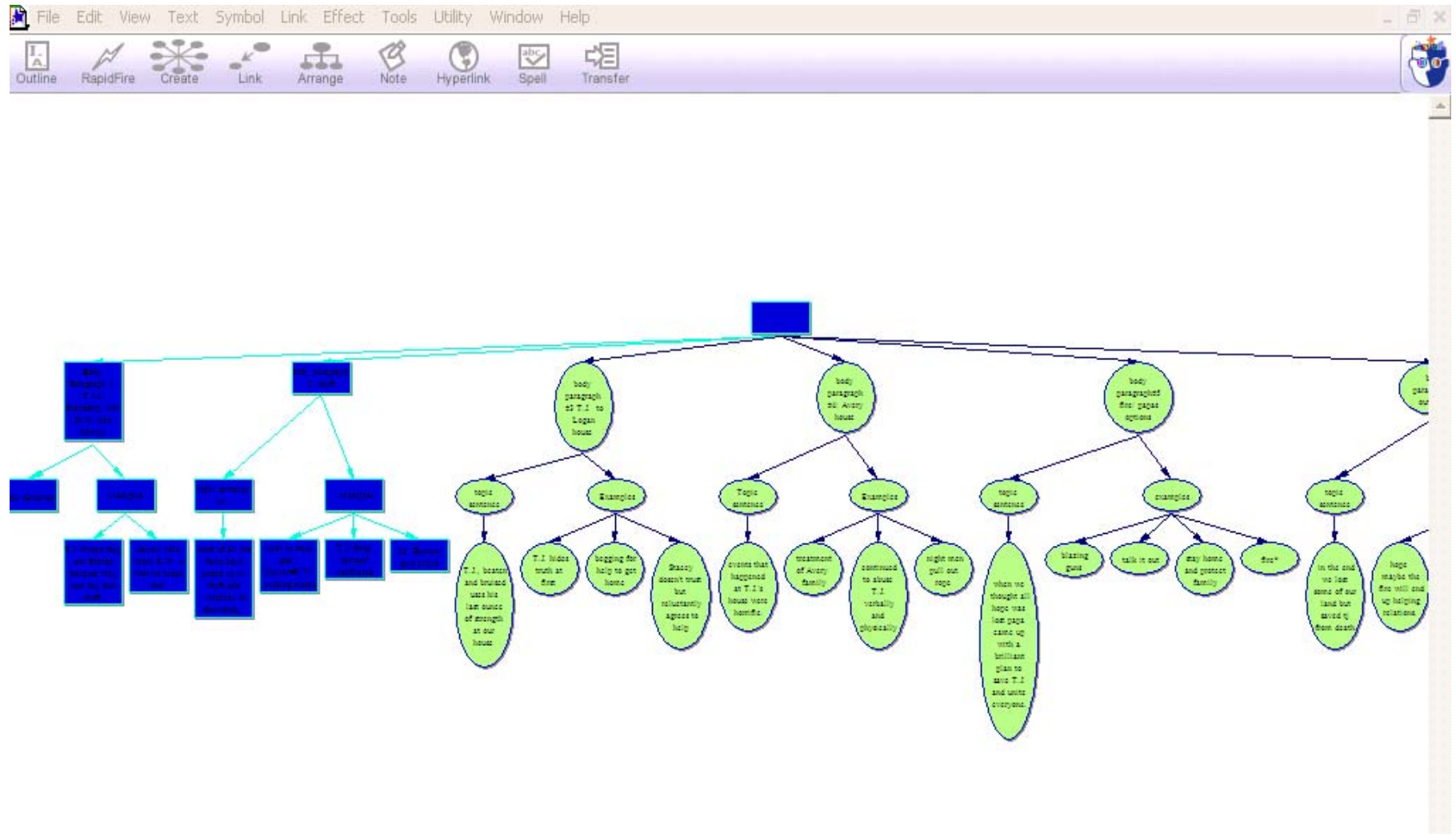
— deal with numbers or amounts

2 inferring — when you explain or interpret observations based on.


Cluster: From Inspiration



Arranged: Inspiration: Top Down Tree



Inspiration: Outline Form



File Edit View Layout Outline Effects Tools Query Window Help

Diagram Topic Subtopic Left Right Note Hyperlink Spell Transfer

I. Body Paragraph 1: T.J.'s friendship with R.W. and Melvin

- A. topic sentence
- B. examples
 - 1. T.J. thinks they are friends because they can buy him stuff
 - 2. Jeremy tells them R.W. + Melvin tease him

II. body paragraph 2: theft

- A. topic sentence ex.
 - 1. worst of all the three boys ended up in theft and violence in strawberry
- B. examples
 - 1. went to steal gun/Melvin=R.W. wearing masks
 - 2. T.J. finds himself conflicted
 - 3. Mr. Barnett gets killed

III. body paragraph #3 T.J. to Logan house

- A. topic sentence
 - 1. T.J., beaten and bruised uses his last ounce of strength at our house
- B. Examples
 - 1. T.J. hides truth at first
 - 2. begging for help to get home
 - 3. Stacey dosen't trust but reluctantly agrees to help

IV. body paragraph #4: Avery house

- A. Topic sentence
 - 1. events that happened at T.J.'s house were horrific.
- B. Examples
 - 1. treatment of Avery family
 - 2. continued to abuse T.J. verbally and physically
 - 3. night men pull out rope

V. body paragraph#5 fire/ papas options

- A. topic sentence
 - 1. when we thought all hope was lost papa came up with a brilliant plan to save T.J. and unite everyone.
- B. examples
 - 1. blazing guns

Word: Final Copy



Dear Uncle Hammer,

Many things have happened since the last time we saw you. TJ has become friends with R.W. and Melvin. TJ thinks they are best friends and that they treat him well. TJ thinks this because they buy him everything he asks for. After TJ leaves Jeremy told me that they make fun of him and call him names. TJ has to learn not to become friends with people just because they buy you things.

Worst of all the boys ended up in theft and violence in strawberry. After the meeting R.W., Melvin, and TJ went to go steal the pearl handled gun that TJ wanted. TJ knows they are up to something because R.W. and Melvin are wearing masks over their faces. Once in the store TJ finds himself conflicted and does not know what to do. Everybody is making a racket opening up the box the gun is in so Mr. Barnett comes down and Melvin kills him with the flat of the axe.

TJ, beaten and bruised, uses his last ounce of strength to get to our house. When TJ gets to the Logan's house he is beaten and bruised and he is hurt very badly. TJ hides the truth at first and then tells me that he told R.W. and Melvin that he would tell everyone he knows what happened. They both beat him down to prevent that from happening. TJ starts begging for help to get home because he doesn't want them to sneak up on him and hurt him. I reluctantly agree to help him get home and I walk him home.

The events that happened at TJ's house were horrific. Right when TJ gets back into his house twelve men pull up in his driveway. The men go into the Avery house and drag everyone out of their house by their feet. The men still abuse TJ verbally and physically. The men even pull out a rope to threaten the Avery's.

When we thought all hope was lost papa came up with a brilliant plan to save TJ and unite everyone. Papa had many things he could have done in this situation. He could have gone to the house with blazing guns and had a war. Papa could have gone in with the guns in hand and tried to talk it out peacefully. He could have also stayed home and protected the family. What papa decided to do was something no one else would have thought of. Papa decided to set fire to the cotton. He decided to set the fire because everyone would help out to stop the fire and it would give TJ a little bit more time to think out what he should do.

In the end we lost some of our land but saved TJ from death, for now. The fire may end up helping relations because the people might notice that whites and blacks could do the same thing. We still fear that TJ might die and that Mr. Granger will do something to get the land. TJ is also very mad at R.W. and Melvin for getting away with the crime.

Hope You Come Soon To Help Us,

Stacey Logan



Power Point

- How To..."Make a Pizza"
- State Projects
- Book Report

Google Docs

- Create and share your work online
 - Upload from and save to your desktop
 - Edit anytime, from anywhere
 - Share changes in real time
 - Files are stored securely online
 - It's FREE!
-
- Presentation
 - Document
 - Spreadsheet

Google Earth

- Fly anywhere on Earth
- View terrain
- 3D buildings
- Galaxies in outer space to the canyons of the ocean
- Geographical content
- Save your toured places
- Share with others.
- Free Program

Microsoft Education Pack

Five Free Programs work with tablet laptops

- **Equation Writer**

- **Ink Flash Cards**

- **GoBinder Lite by Agilix Labs, Inc.**

- **OneNote 2003**

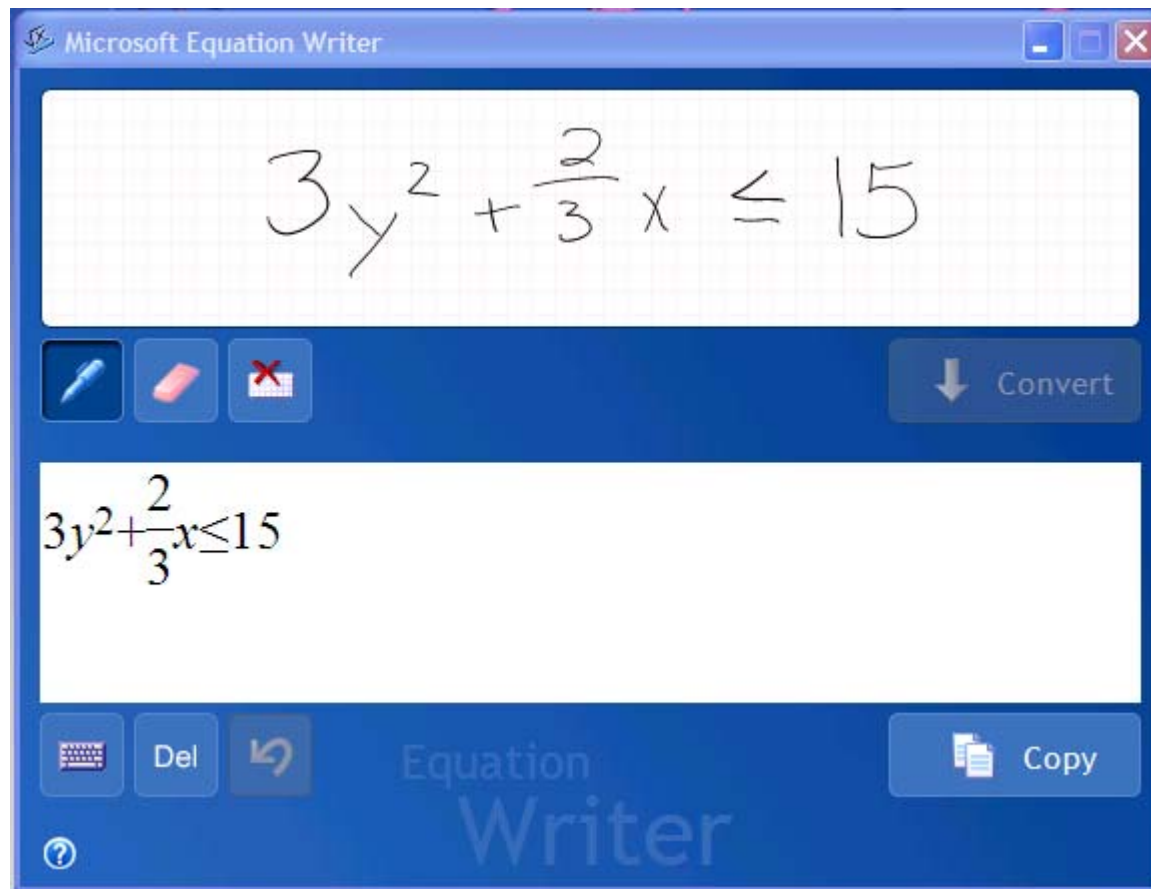
- **Hexic Deluxe for Tablet PC**

This full-featured puzzle game from MSN Games has a new spin for Tablet PCs. Now you can rotate pieces easily with your tablet pen.

.

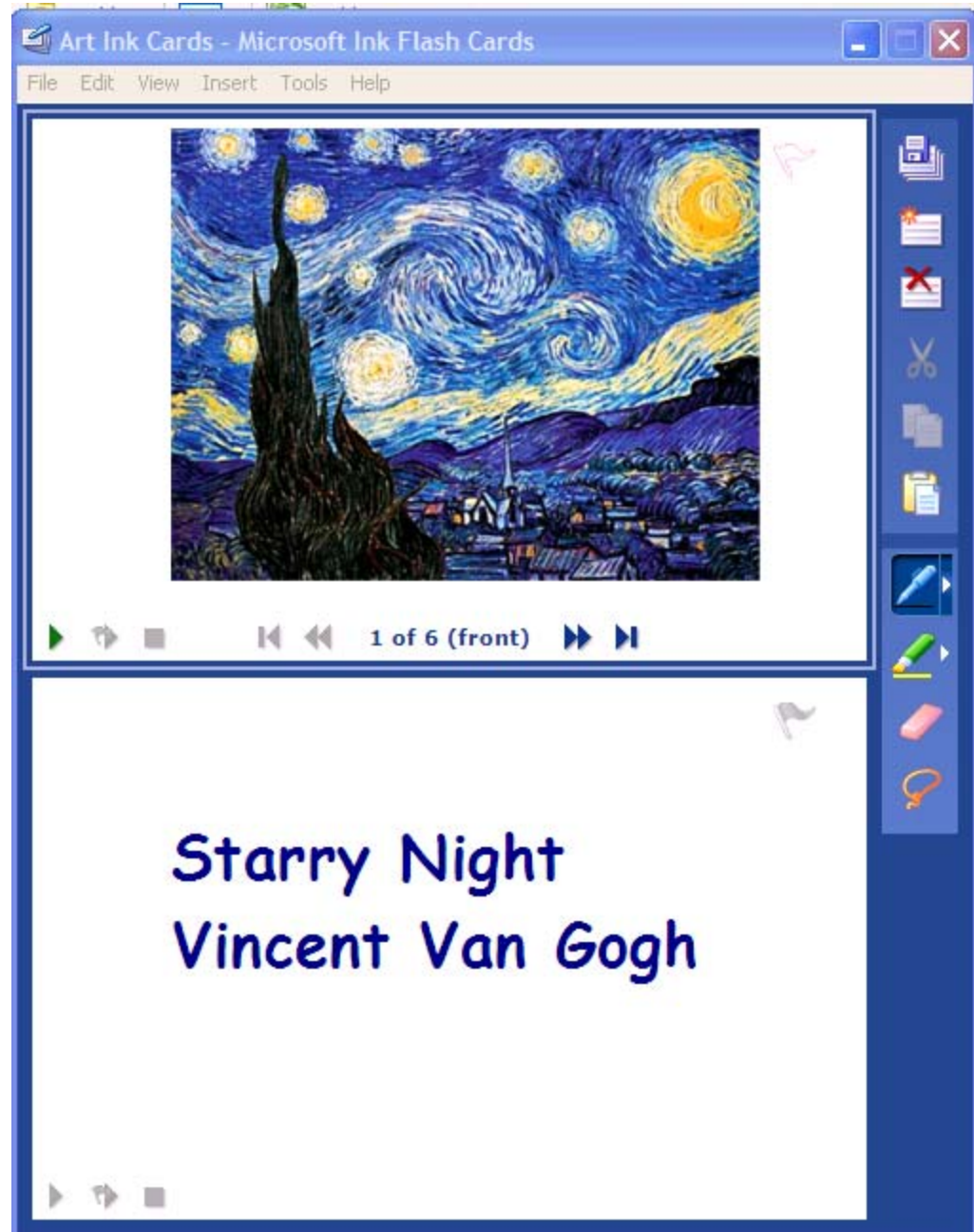
Equation Writer

Handwrite a math equation, and then convert it into a neatly typewritten image to paste into a report or a presentation.



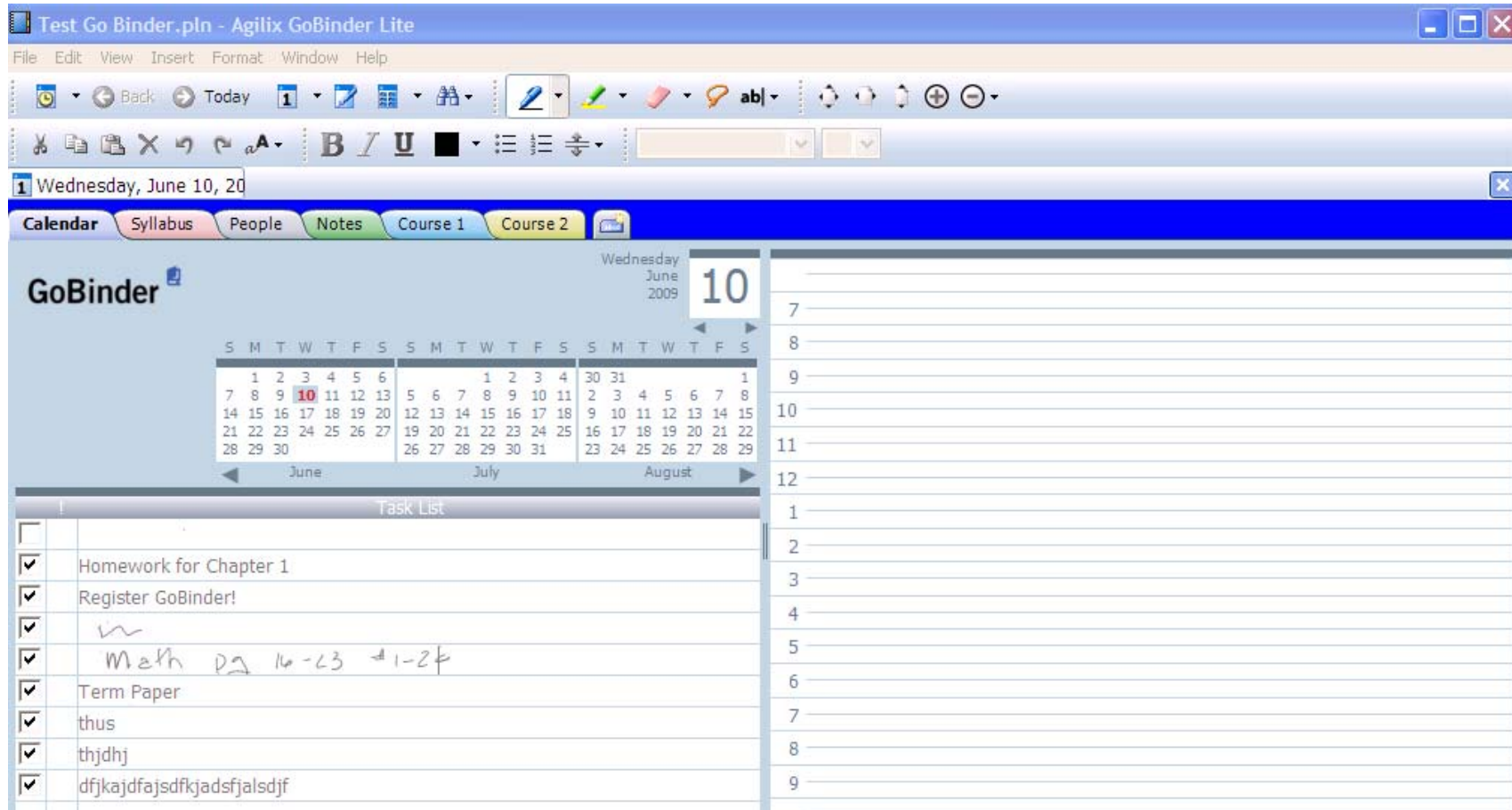
Ink Flash Cards

- Handwrite or type a question on the front of a card and put an answer on the back.
- Draw, insert graphics, and add text too.
- Review the cards to test your knowledge and flag which ones you need to review again.



GoBinder Lite

Calendar, Notes, Assignments, Organizer, Address Book





PhotoStory

- Free application
- Allows users to create a presentation from their digital photos

**Thank you to the Faculty and Students of
FCDS for their contributions.**



Helmi Bromley

helmi.bromley@fcdsmail.org

Nancy Stevens

nancy.stevens@fcdsmail.org

Fairfield Country Day School

Fairfield, Connecticut USA

<http://www.fairfieldcountryday.org>